


Step-by-step: Prevent, control and combat fleas




Fleas are small blood-sucking parasites that live on our dogs and cats and can cause unpleasant symptoms. Think of itching or even an allergic reaction. But did you know that only 5% of these parasites actually live on your pet's skin? The other 95% live in the environment. That is why it's important to also treat your surroundings as well as your pet as soon as there are fleas present.

1

How do you recognise fleas?

Fleas are small parasites that have the ability to jump very high, which makes them very hard to notice and catch. They also leave small black dots on the skin, which are flea droppings.



Where can you find fleas?

Fleas like warmth, so they prefer areas like the armpits, the base of the tail and the groin. The same goes for your house, as you might find them on pillows, duvets and in cracks and seams.

2

3


Which symptoms does your pet get?

The main symptom is itchiness. Fleas bite your pet's skin, and in combination with their saliva, cause extreme itching. In the worst-case scenario, your pet could have an allergic reaction, which will cause redness.

4

How do you prevent fleas?


To prevent fleas, you can use products that help kill them. The active substance is absorbed through the skin and works that way. These are products such as a pipette or flea collar.



5

How do you control fleas?

By regularly combing your pet with a flea comb, you can easily remove any fleas from their coat. It is important to treat your pet when you find a flea on its coat. This way, you can reduce and prevent a larger flea infestation.



6

I found a flea on my pet, what now?

It's very important to be hygienic when you find a flea on your pet. Start with an anti-flea product for your pet. Also wash all the blankets, beds, and plush toys. Also, treat your surroundings with an environmental spray.




7

Permanent symptoms

Are you noticing that the symptoms are not disappearing, or that you can't control the situation? Then contact your veterinarian as soon as possible. Preferably in combination with a pest control service that can help to remove all the fleas from your house. In case of an infestation, it can be up to 6 take months to be flea free again.

To prevent is better than to cure

Of course, it's better to prevent fleas from getting on your pet. This involves regularly giving an anti-flea product or combing through the fur to avoid contamination. But please note: no flea product protects your pet 100% against fleas. So it's important to regularly check your pet's coat.



Free veterinary advice

Do you have any questions about fleas or how to remove them? Please contact our veterinary team! They are here to answer all your questions.

33 0818 0862

veterinarian@vetsend.co.uk



For more information and our assortment of anti-flea and ticks products, visit www.vetsend.co.uk

Also have a look at our socials!